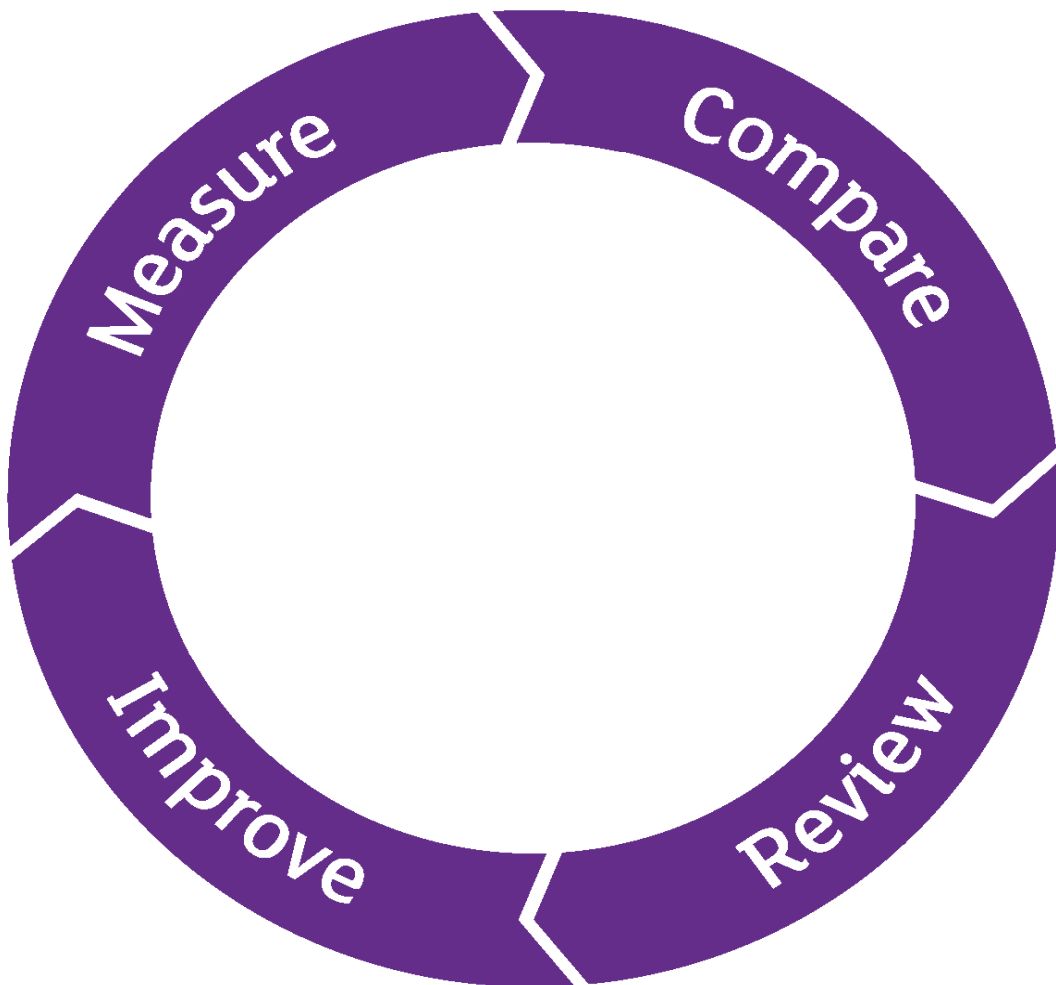


Research & Analytics

# treasury management benchmarking club

2017 - National Summary Report



## INTRODUCTION

This national summary shows aggregate results from the CIPFA Treasury Management Benchmarking Club 2018. Unless otherwise stated, the data in this report is the average of all respondents who provided benchmarking data.

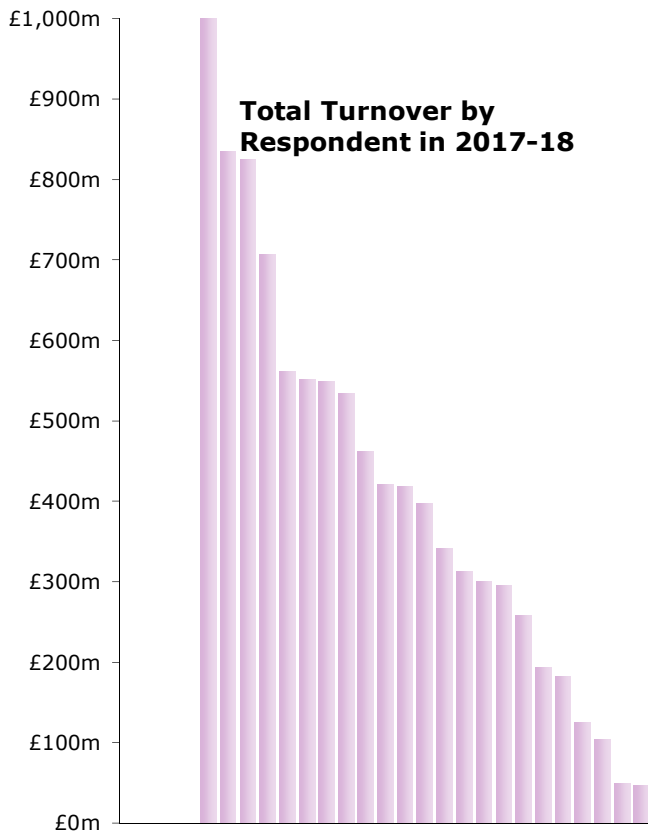
## RESPONDENT PROFILE

There were 27 respondents to the 2018 Treasury Management Benchmarking Club.

Authority Type	Total
Unitary Authority	13
County Council	10
District Council	4
Other	0

PLEASE NOTE: You have received this report because your Authority is a member of the Treasury Management Benchmarking Club but did not submit data in 2018. If you would be interested in receiving a full report, CIPFA would be happy to process data received by the end of the year. If you are still interested in returning data, please contact [benchmarking@cipfa.org](mailto:benchmarking@cipfa.org) or call Nedelina Ivanova on 0207 543 5826.

## Turnover



### Turnover

Respondents' Average:  
£416.8m

### Budget Requirement

Respondents' Average:  
£297.3m

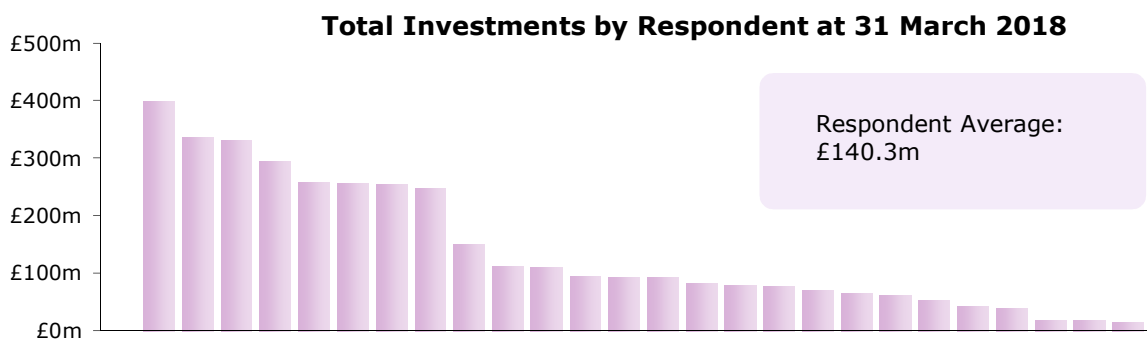
### HRA Budget Requirement

Respondents' Average:  
£21.1m

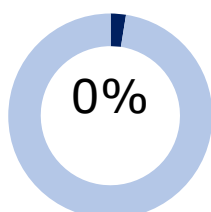
### Gross Capital Expenditure

Respondents' Average:  
£98.4m

## Investments



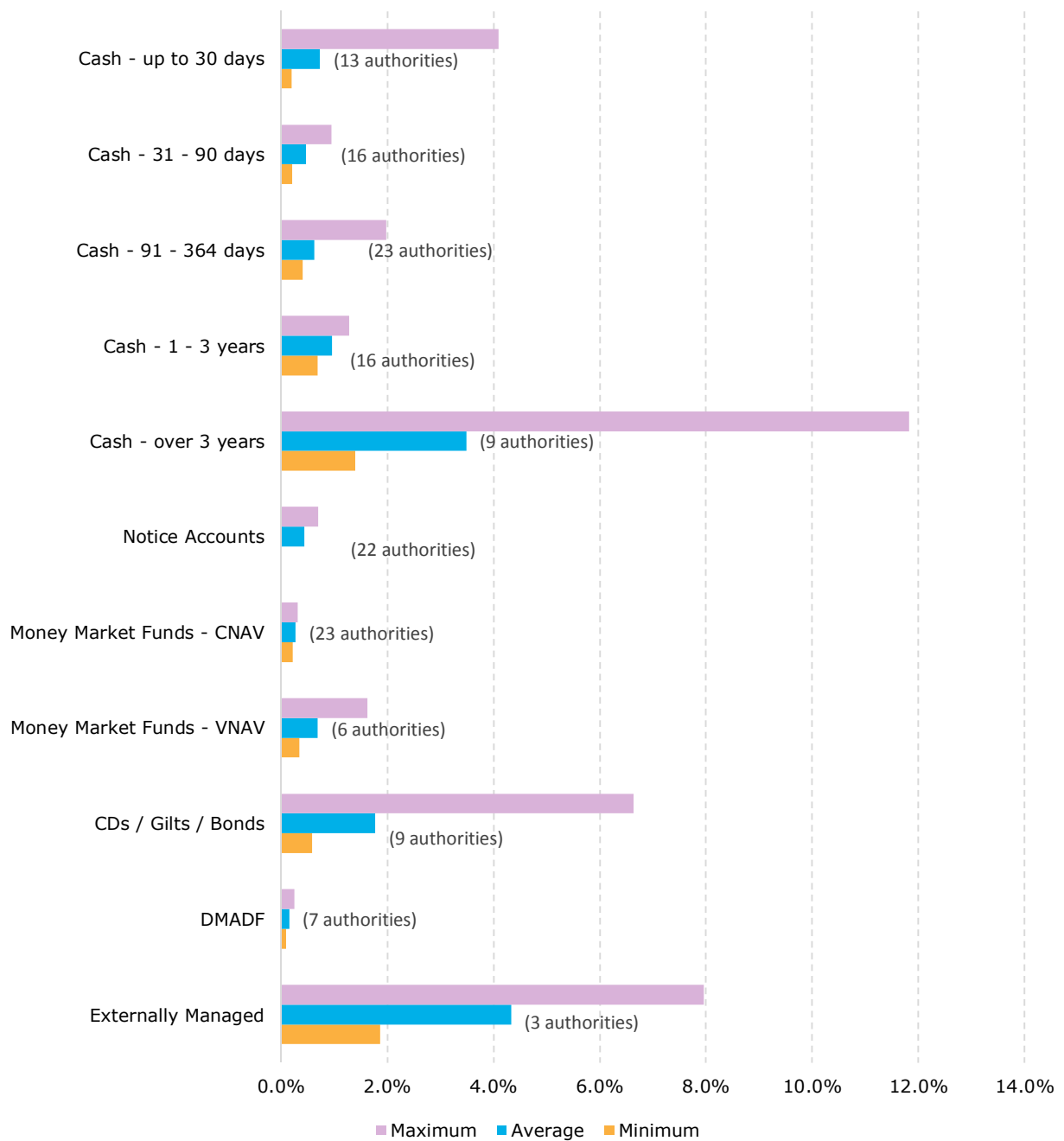
Respondent Average:  
£140.3m



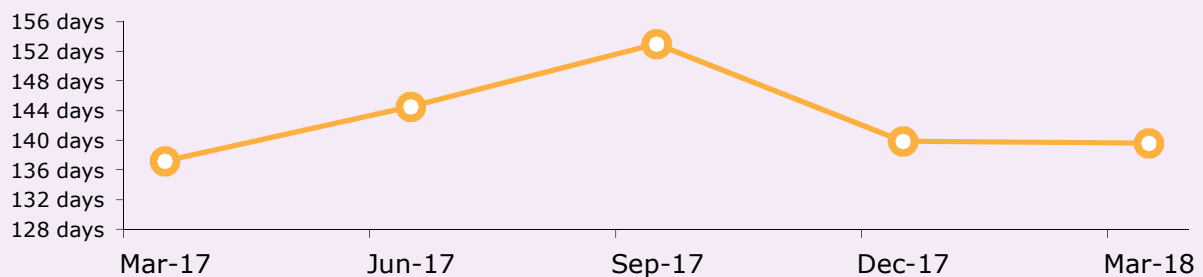
### Average change in total investments for respondents

31 March 2017 - 31 March 2018

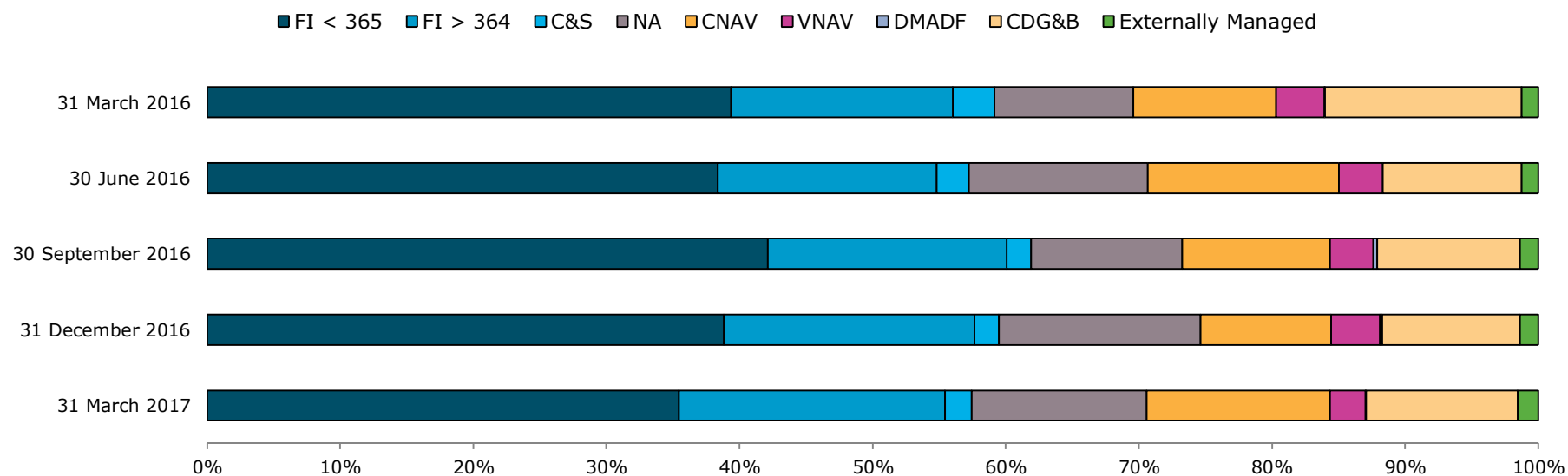
## Investments - Average Annual Return by Type of Investment



## Investments - Weighted Average Maturity (Respondents' Average)

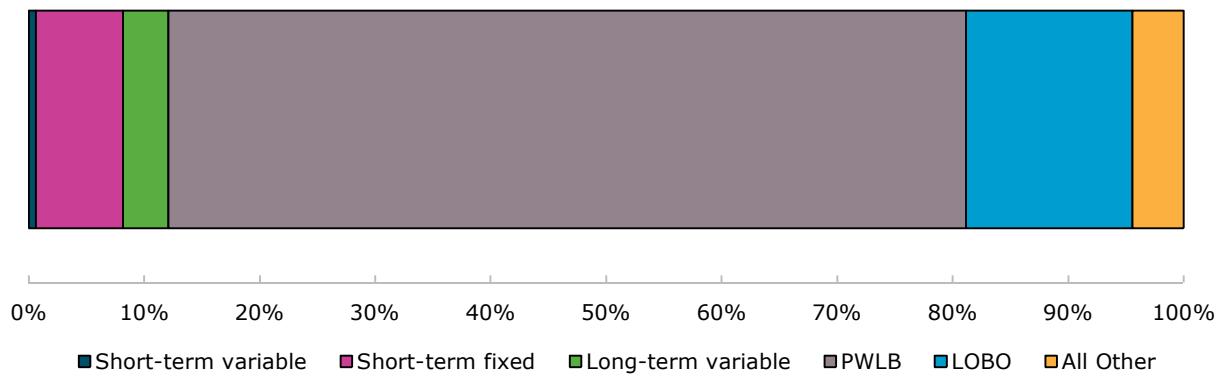


### Investment Structure of Respondents



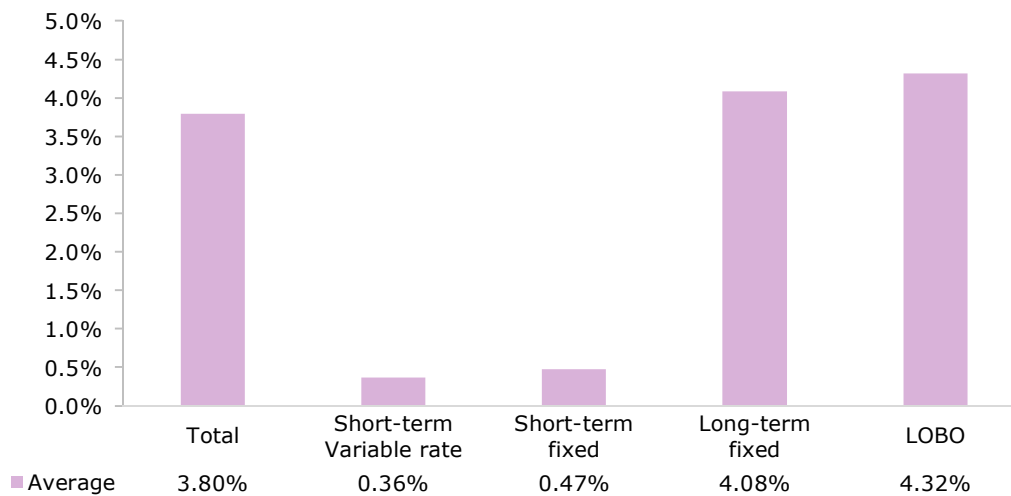
Respondents Total Investments	Balance Invested £'m				
	31-Mar-17	30-Jun-17	30-Sep-17	31-Dec-17	31-Mar-18
Fixed Investments under 365 days	£1,723.8 m	£1,798.3 m	£1,896.2 m	£1,735.6 m	£1,447.7 m
Fixed Investments over 364 days	£728.9 m	£770.3 m	£808.8 m	£841.8 m	£816.3 m
Callable and Structured	£137.3 m	£112.3 m	£82.3 m	£81.3 m	£81.1 m
Notice Accounts	£455.8 m	£630.2 m	£511.7 m	£678.1 m	£537.7 m
MMF - Constant Net Asset Value	£469.9 m	£671.7 m	£500.2 m	£438.2 m	£561.5 m
MMF - Variable Net Asset Value	£158.7 m	£155.8 m	£145.9 m	£163.5 m	£109.9 m
Debt Management Account Deposit Facility	£2.7 m	£0.0 m	£13.5 m	£8.0 m	£2.0 m
CD Gilts and Bonds	£645.7 m	£487.5 m	£482.1 m	£461.9 m	£464.3 m
External Management	£55.2 m	£58.6 m	£61.8 m	£62.0 m	£63.3 m
<b>Total Investments</b>	<b>£4,378.0 m</b>	<b>£4,684.7 m</b>	<b>£4,502.4 m</b>	<b>£4,470.3 m</b>	<b>£4,083.8 m</b>

## Borrowings (Respondents' Average)



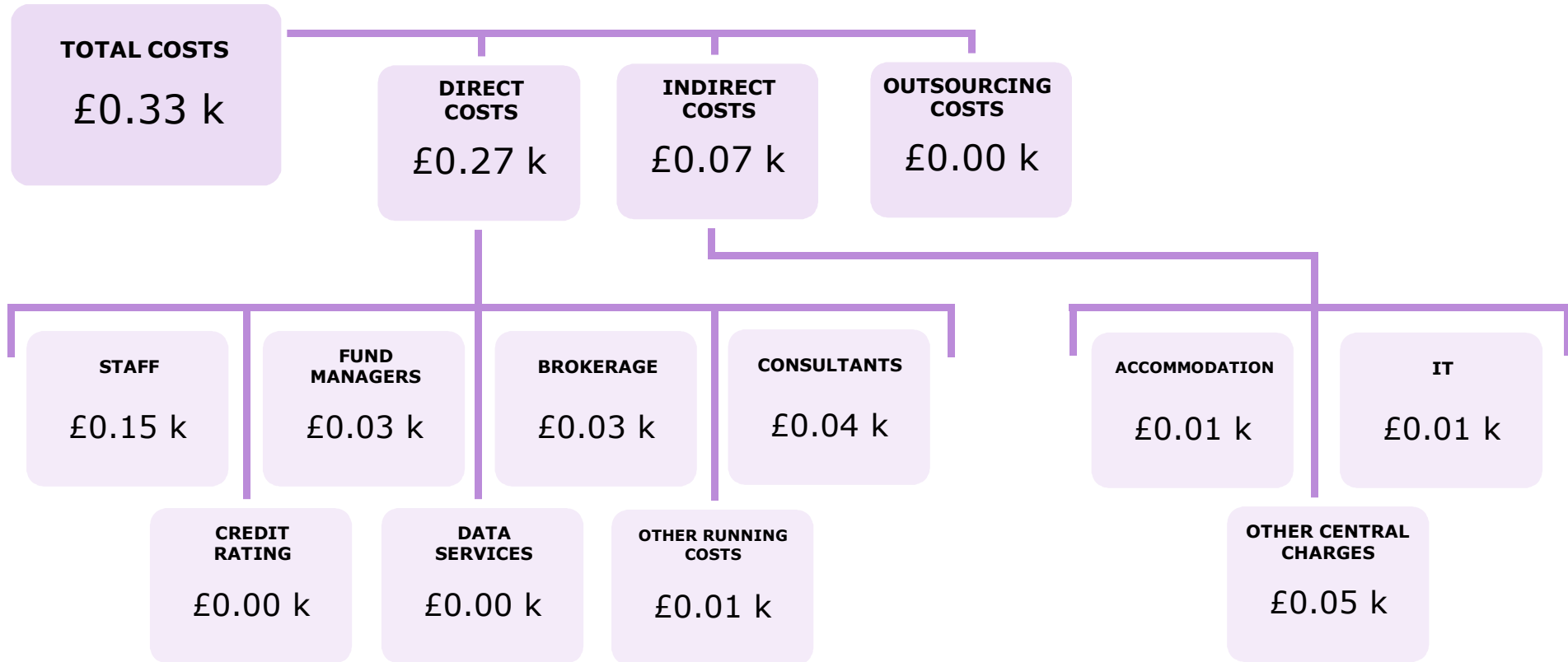
Among respondents, the majority of borrowing (69.1%) is from PWLB.

## Interest on Borrowing (Respondents' Average)



## Cost Analysis (Respondents' Average)

Total costs per £'m combined investments and borrowing



### Average Balances Managed

Investments **£169m**

Debt **£326m**

**CIPFA is the leading professional accountancy body for public services, whether provided by the public or private sectors. It provides education and training in accountancy and financial management, and sets and monitors professional standards.**

CIPFA also provides professional services to public sector organisations and managers. These include: statistical and technical information services, research services, consultancy, advisory networks and forums.

CIPFA holds more data on local government performance than any other organisation in the world and our Corporate Services Benchmarking Clubs are the market leader in local government benchmarking, with high levels of participation and customer satisfaction. Our detailed reports, databases, and interactive tools provide you with solid evidence to support decisions on budget and improvement.

### We also do...

In addition to Treasury Management, other Benchmarking Clubs include Accountancy, Creditors, Debtors and Payroll.

We also provide other Treasury Management related services through CIPFAstats and TISonline.

To learn more about other benchmarking clubs in areas such as Adult Social Care, Children's Services and Customer Contact, or to see our Value for Money indicator stream, please see our website:

[www.cipfa.org/services/benchmarking](http://www.cipfa.org/services/benchmarking)

### Contact us

To find out more about our other Corporate Services Benchmarking Clubs please visit our website:

[www.cipfa.org/corporateservices](http://www.cipfa.org/corporateservices)

For more information about how CIPFA Benchmarking can help your organisation or to sign up today contact:  
E: [customerliaison@cipfa.org](mailto:customerliaison@cipfa.org) T: 020 7543 5600



**CIPFA** | The Chartered Institute of  
Public Finance & Accountancy

Registered office:

CIPFA Business Limited, 77 Mansell Street, London E1 8AN

T: 020 7543 5600 F: 020 7543 5700

[www.cipfa.org](http://www.cipfa.org)

CIPFA Business Limited, the trading arm of CIPFA that provides a range of services to public sector clients. Registered in England and Wales no. 2376684

